



Church Leadership Connection

On Calling a Pastor



*A resource for
pastor nominating committees
and mid councils,
prepared by
Church Leadership Connection
and the Office of the General Assembly*



**Presbyterian Church (U.S.A.)
100 Witherspoon St., Louisville, KY 40202
800.728.7228 x8550**

March 2015

On Calling a Pastor

A Manual for Churches Seeking Pastors

*This is what GOD says, the God who builds a road right through the ocean,
who carves a path through pounding waves,
The God who summons horses and chariots
and armies—they lie down and then can't get up;
they're snuffed out like so many candles:
"Forget about what's happened; don't keep going over old history.
Be alert, be present. I'm about to do something brand-new.
It's bursting out! Don't you see it? (Isaiah 43:16- 19 - The Message Bible)*

As you begin the journey to find new pastoral leadership, the next few months will be exciting, tedious, joyful, spiritually fulfilling, frustrating, inspiring, lengthy, and purposeful. The process is one of discernment and will challenge the congregation to listen closely for the will of God for its mission and ministry in this new stage of the congregation's life.

This is a new step of faith that will bring your congregation together around the common goal of identifying who God is calling to serve your congregation. This manual is designed to be a resource for those who are on this journey. We suggest that you use this resource to guide you through the call process. The policies and procedures of your presbytery will always take precedence over this manual. Therefore, it is important for the session, presbytery, and the PNC to stay in regular contact with one another so that everything may be done "decently and in order" from the time of a pastor's departure all the way through the calling and installing of a new pastor.

This resource is formatted into a PDF that may be read online or downloaded and printed. It also includes videos that expand several topics. Topics that include videos are indicated with an icon. Click on the icon to link to the video online at www.pcusa.org/clc. Web pages where appropriate are provided with helpful links for further resourcing. Leadership Competencies case studies are provided for group activity and discussions in Part Five.

Each section of the manual builds upon the next to walk you through the call process: demonstrating the denomination's theology of call and the role of each partner in the call process, inputting your form into the CLC system, and providing words of wisdom to increase the likelihood of you making the best ministry match possible.


Those who would benefit most from having this manual are sessions, presbytery liaisons, PNCs and others who support congregations in the midst of transition.

As you embark on this journey, we pray that you will know the power of God's presence each step of the way. When you finally find the person whom God has called to be your new pastor, we hope you will be a blessing to the world in your ministry together.

The Presbyterian Church (U.S.A.)
Office of the General Assembly
Church Leadership Connection (CLC)
Mid Council Ministries

PART ONE — Introduction to Calling a Pastor

Acronymns Used in This Resource 5

On Calling a Pastor Video Introduction  5

 Theological Foundations of the Call Process

 Spiritual Resources for the Journey

 Other Resources

God Calls Women and Men to Serve as Pastors 6

Beliefs in Practice..... 6

 Openness, F-1.0404

 Connectionalism

 Teaching Elder Defined, G-2.0501

 Ordination Standards, G-2.0104b

PART TWO — Teaching Elders as Pastors

Types of Pastoral Positions 9

 Installed Pastoral Relationships

 Temporary Pastoral Relationships

 Succession Restrictions (G-2.504a, b)

 Exceptions to Succession Restrictions (G-2.504c)

 Ministers of Other Denominations

 Covenant of Agreement Partners

 Ministers of Other Christian Churches

 Immigrant Fellowships and Congregations



Leadership Options for Small Congregations11

 PC(USA) Teaching Elders


 Bi-Vocational/Tentmakers


 Supply/Temporary Pastors

 Small Church Residency Program

Videos about the program:  

 Ruling Elders Commissioned for Particular Pastoral Service (CRE)





PART THREE — The Call Process

Polity and the Call Process.....	14
Presbytery as a Participant in the Pastoral Call Process.....	15
Presbytery's Role	
Key Times for Presbytery Involvement	
<i>When Your Pastor Announces His or Her Departure</i>	
<i>During the Pastoral Vacancy</i>	
<i>Working with the Pastor Nominating Committee</i>	
<i>When the New Pastor Is Called</i>	
<i>When Your Pastor Is Ordained and/or Installed</i>	
<i>As Your Pastor Ministers with You</i>	
Other Participants in the Pastoral Call Process.....	16
The Session	
The Moderator of Session	
The Temporary Pastor	
The Pastor Nominating Committee	
The Congregation	


PART FOUR — The Transition





Dissolving the Pastoral Relationship	19
Resources for Congregations in Pastoral Transition	
Planning for Transition.....	20
Next Steps in Ministry	20
Assessing Your Finances	
Compensation Package	
Electing a Pastor Nominating Committee.....	23
The Process for Electing a Pastor Nominating Committee (PNC)	

PART FIVE — Searching for a Pastor

The Work of the Pastor Nominating Committee (PNC).....	25
Getting Organized	
Scheduling PNC Meetings	
Suggestions for Your Work	
Understanding Your Work	
Confidentiality	
Selecting Leadership	
Using the Church Leadership Connection (CLC).....	27
CLC Mission Statement	
Foundational Principles for CLC	
Who Can Use the System	
<i>Who May Enter a Personal Information Form (PIF)</i>	
<i>Who May Enter a Ministry Information Form (MIF)</i>	
Writing the Ministry Information Form (MIF)	28
Your Ministry Narrative Through the MIF	
Establishing Matching Criteria.....	29
Additional Matching Criteria	
Optional Matching Criteria Example	
Leadership Competencies	31
Case Study Exercise	
<i>Case Study One — Twenty-First Century Presbyterian Church</i>	
<i>Case Study Two — Transitioning Presbyterian Church</i>	
<i>Case Study Three — Faithful Presbyterian Church</i>	
<i>Questions to Consider</i>	
Effective Salary.....	33
Board of Pensions Definition	
Special Programs to Support Pastors with Educational Debt and Those Serving Smaller Congregations.....	33
<i>Transformational Leadership Debt Assistance (TLDA)</i>	
<i>Seminary Debt Assistance and the BOP</i>	
Ministry Information Form (MIF) Narrative Questions	33





Choosing a Pastor34
Call and Fit 
Twenty-First Century Leaders
Calling Candidates for Ministry 
Receiving Referrals
 Self-Referrals Through CLC
 Attestation Assurance
 A Word About Possible PIF Differences
 Acknowledging Receipt of a PIF
 Ministers from Other Denominations
Reading and Screening Personal Information Forms
 Evaluating PIFs
 A Suggested Process
Requesting Additional Materials
 Sermon Videos
 Supplemental Questions
 Other Material
 Web Sites
Establishing an Interview Process
Appropriate Questions for Interviews 
Reference Checks 
Meeting Prospective Pastors Face-to-Face.....39
 Visiting Prospective Pastors in Their Ministry Setting
 Hosting Prospective Pastors in Your Community
 Practicing Hospitality

PART SIX — Calling a New Pastor

Choosing the Nominee and Extending the Invitation to Call.....41
 Extending the Invitation
 Contacting Your Chosen Nominee
 When the Nominee Accepts the Invitation
 Negotiating the Terms of Call
 Examination for Membership in the Presbytery
Presenting the Pastor Elect..... 42
 Preparing to Present Your Nominee to the Congregation
 Obtaining Presbytery Approval
 Coordinating with Session
 Preparing a Report for the Congregation
 Presenting the Nominee to the Congregation
Finishing Your Work 43
 Notifying CLC of a “Call Pending”
 Notifying Remaining Prospective Pastors
 Disposing of PNC Materials
 Sharing Agreements with Session
 Understanding Your New Role